

## 6" Engine Driven Trash Pumps

- **Cast Aluminum Casing and Adapter**
- **Cast Iron Seal Plate, Volute and Manifold**
- **Stainless Steel Impeller**
- **Silicon Carbide Mechanical Seal and Buna-N O-Rings and Check Valve**
- **6" NPT Port Size**
- **Self-Priming to 20 Feet**
- **Engine Options: Honda V-Twin or Briggs & Stratton Vanguard V-Twin Gasoline Engines or Yanmar Diesel Engine**
- **Maximum Solids Handling 3"**
- **Patented Unique Slide Mechanism Permits Complete Service of Pump Without Removing Hoses or Removing Pump Components from Trailer**
- **Seal Wash Feature for Extended Seal Life**

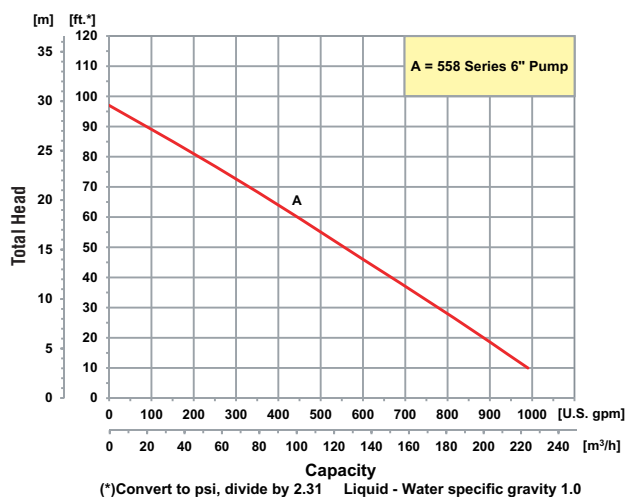


Diesel Driven  
Trash Pump

The AMT 6" Engine Driven Trash Pump is designed for applications requiring high volume flow and solid/debris handling capabilities. Pump is constructed of heavy duty sand cast aluminum with cast iron and stainless steel internal parts for wear resistance and durability. **Patented built-in slide mechanism** features nylon and powder coated steel components that permit servicing, repairing and cleaning entire pump without removing hoses or pump components from trailer. Digital tachometer/hourmeter installed.

Requires 12 Volt Battery: BCI Group 24, Minimum of 500 CCA (Cold Crank Amps) Battery Box Cables Setup for Automotive Post Type Connection.

Performance of Engine Driven Trash Pumps



## 6" Trash Pumps



Model	Driver	Base	Engine Type	Run Time (Hours)	Tank Size (Gal/Ltr.)	Ship Wt. (Lbs.)
<b>5585-H6</b>	Honda V-Twin OHV <sup>+++</sup> ▲	Trailer	2 Cyl. Air Cooled	9	20 / 75.7	1,000
<b>5586-H6</b>	Honda V-Twin OHV <sup>+++</sup> ▲	Skid	2 Cyl. Air Cooled	9	20 / 75.7	725
<b>5585-B6</b>	B & S Vanguard V-Twin <sup>+++</sup> ▲	Trailer	2 Cyl. Air Cooled	9	20 / 75.7	1,075
<b>5586-Y6</b>	Yanmar 3TNM72 Diesel <sup>+++</sup> ▲	Skid	3 Cyl. Liquid Cooled	12	20 / 75.7	975
<b>5587-Y6</b>	Yanmar 3TNM72 Diesel <sup>+++</sup> ▲	Trailer	3 Cyl. Liquid Cooled	12	20 / 75.7	1,250

**Construction: Cast Aluminum with Cast Iron and Stainless Steel Components**

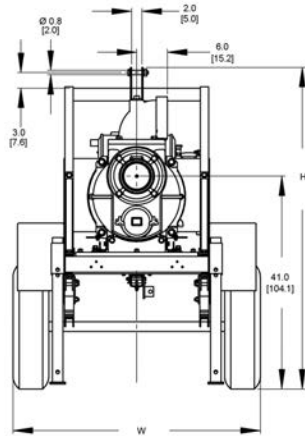
<sup>+++</sup> Electric Start, Requires 12V DC, BCI Group 24, MIN 500 CCA Battery (Battery Not Included)

▲ Oil Alert Included

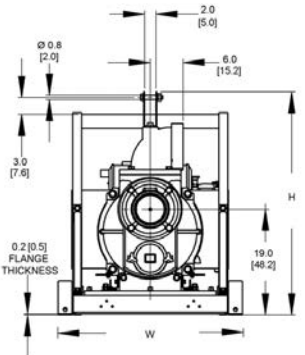
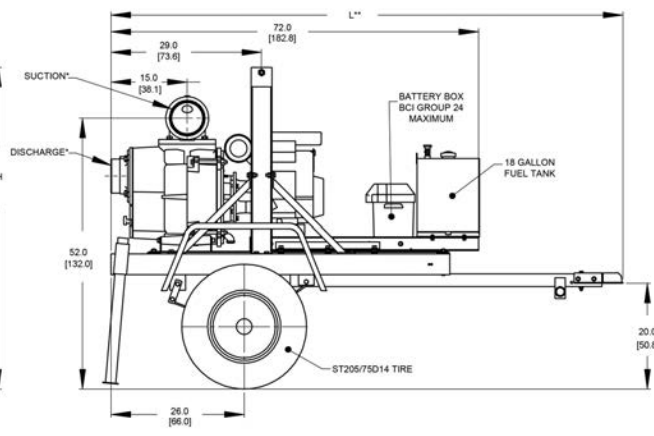
**Maximum Solids Handling Capacity: 3" Diameter**

## Standard Features

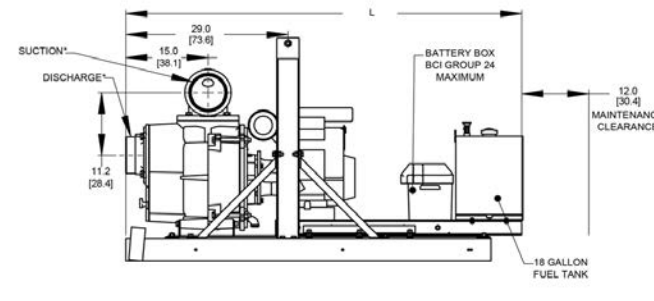
- Cast Aluminum with Cast Iron and Stainless Steel Components for Long Lasting Durability
- Silicon Carbide/Viton<sup>®</sup> Mechanical Seal and Buna-N O-rings and Check Valve
- Built-in Check Valve for Fast Priming to 20 Feet
- Maximum Solids Handling 3"
- 6" NPT Port Size
- Delivers up to 1,000 GPM
- Digital Tachometer/ Hourmeter Installed
- Maximum Temperature 180° F
- 12 Volt DC Electric Start
- Available in Trailer or Skid Mounted
- D.O.T. Approved Trailer— Refer to Your State and Local Codes for Registration
- Easy Cleanout and Service Features with the Unique AMT Patented Slide Mechanism
- Steel Suction Strainer and Nipple Included
- Seal Wash Feature for Extended Seal Life



**Trailer Model**



**Skid Model**



Model	HP Class ♦	SUC*	DIS*	L	W	H
<b>5585-H6</b>	23	6	6	99.0 [251.4]	48.0 [121.9]	62.0 [157.4]
<b>5586-H6</b>	23	6	6	71.0 [180.3]	33.0 [83.8]	40.0 [101.6]
<b>5585-B6</b>	23	6	6	99.0 [251.4]	48.0 [121.9]	62.0 [157.4]
<b>5586-Y6</b>	23	6	6	71.0 [180.3]	33.0 [83.8]	40.0 [101.6]
<b>5587-Y6</b>	23	6	6	99.0 [251.4]	48.0 [121.9]	62.0 [157.4]

♦ HP Class represents market category and is not intended to define actual horsepower.

(\*) Standard NPT pipe thread.

NOTE: Dimensions are in inches (centimeters) and have a tolerance of ± 1/8".